






1. I have been told about the study and I know why it is being done and what to do. I know that I do not have to do it if I do not want to. If I have questions I can ask my teacher. I know that I can stop at any time.

		Response Percent	Response Count
I understand and will begin the survey.		100.0%	22
I would rather not do it.		0.0%	0
answered question			22
skipped question			0







2. Where do you go to school?

		Response Percent	Response Count
IS 53		0.0%	0
IS 109		0.0%	0
IS 137		0.0%	0
IS 192		0.0%	0
IS 210		0.0%	0
IS 226		0.0%	0
IS 238		0.0%	0
MS 202		0.0%	0
PS 42		0.0%	0
PS 197		0.0%	0
PS 223		0.0%	0
PS/IS 116		0.0%	0
PS/IS 225		0.0%	0
Al-Ihsan Academy		0.0%	0
August Martin HS		100.0%	22
Beach Channel HS		0.0%	0
Business Computer Application HS		0.0%	0
Christ Lutheran School		0.0%	0
Devine Mercy Catholic Academy Elementary and Middle School		0.0%	0
Far Rockaway HS		0.0%	0
Grace Lutheran Day School		0.0%	0
John Adams HS		0.0%	0




Richmond Hill HS	0.0%	0
St. Francis De Sales School	0.0%	0
St. Joachim and Anne	0.0%	0
St. Joseph's Parish Day	0.0%	0
St. Rose of Lima School	0.0%	0
Other	0.0%	0
other school (please specify)		0
answered question		22
skipped question		0

3. What grade are you in?			
		Response Percent	Response Count
6th		0.0%	0
7th		0.0%	0
8th		0.0%	0
9th		18.2%	4
10th		9.1%	2
11th		50.0%	11
12th		22.7%	5
answered question			22
skipped question			0

4. How often do you use your computer at home for homework?

		Response Percent	Response Count
I don't have a computer at home		4.5%	1
I don't use my home computer for homework		4.5%	1
A few times a year		4.5%	1
About once a month		18.2%	4
About once a week		27.3%	6
Almost every night		40.9%	9
answered question			22
skipped question			0

5. Compared to last year, this year my teachers are using computers...

		Response Percent	Response Count
less		4.5%	1
about the same amount		45.5%	10
more		50.0%	11
answered question			22
skipped question			0






6. Compared to last year, this year students in my grade are using computers...

		Response Percent	Response Count
less		22.7%	5
about the same amount		50.0%	11
more		27.3%	6
answered question			22
skipped question			0






7. During this school year, how much time per week did you spend using computers in your class(es)?

		Response Percent	Response Count
Not at all		4.5%	1
Less than one period per week		40.9%	9
1 or 2 periods (or a double period) per week		40.9%	9
3 to 4 periods per week		13.6%	3
More than 4 periods per week		0.0%	0
answered question			22
skipped question			0






8. During this school year, I typed up reports and assignments.

		Response Percent	Response Count
Never		5.3%	1
A few times a year		26.3%	5
About once a month		21.1%	4
About once a week		42.1%	8
Almost every day		5.3%	1
answered question			19
skipped question			3





9. During this school year, I made spreadsheets and graphs.

		Response Percent	Response Count
Never		47.4%	9
A few times a year		15.8%	3
About once a month		15.8%	3
About once a week		10.5%	2
Almost every day		10.5%	2
answered question			19
skipped question			3





10. During this school year, I used blogs to communicate with other students and teachers

		Response Percent	Response Count
Never		31.6%	6
A few times a year		26.3%	5
About once a month		15.8%	3
About once a week		10.5%	2
Almost every day		15.8%	3
answered question			19
skipped question			3





11. During this school year, I did research on the Internet for a report or assignment.

		Response Percent	Response Count
Never		0.0%	0
A few times a year		31.6%	6
About once a month		5.3%	1
About once a week		31.6%	6
Almost every day		31.6%	6
answered question			19
skipped question			3




12. During this school year, I made a PowerPoint presentation.

		Response Percent	Response Count
Never		36.8%	7
A few times a year		42.1%	8
About once a month		10.5%	2
About once a week		10.5%	2
Almost every day		0.0%	0
answered question			19
skipped question			3






13. During this school year, I used the computer to make a graphic novel.

		Response Percent	Response Count
Never		73.7%	14
A few times a year		10.5%	2
About once a month		10.5%	2
About once a week		5.3%	1
Almost every day		0.0%	0
answered question			19
skipped question			3






14. During this school year, I took a test on the computer.

		Response Percent	Response Count
Never		26.3%	5
A few times a year		63.2%	12
About once a month		10.5%	2
About once a week		0.0%	0
Almost every day		0.0%	0
answered question			19
skipped question			3





15. During this school year, I used a computer program to improve my study skills or learning skills.

		Response Percent	Response Count
Never		26.3%	5
A few times a year		31.6%	6
About once a month		5.3%	1
About once a week		26.3%	5
Almost every day		10.5%	2
answered question			19
skipped question			3






16. During this school year, I made or listened to a podcast.

		Response Percent	Response Count
Never		52.6%	10
A few times a year		15.8%	3
About once a month		15.8%	3
About once a week		10.5%	2
Almost every day		5.3%	1
answered question			19
skipped question			3




17. During this school year, I made or edited a webpage or worked in a web environment, like a wikispace.

		Response Percent	Response Count
Never		78.9%	15
A few times a year		5.3%	1
About once a month		10.5%	2
About once a week		5.3%	1
Almost every day		0.0%	0
answered question			19
skipped question			3




18. This school year, I collected data using equipment that go with the computer, like probes or PDAs.

		Response Percent	Response Count
Never		63.2%	12
A few times a year		21.1%	4
About once a month		5.3%	1
About once a week		5.3%	1
Almost every day		5.3%	1
answered question			19
skipped question			3










19. This school year, I made or edited a video or movie.

		Response Percent	Response Count
Never		89.5%	17
A few times a year		0.0%	0
About once a month		5.3%	1
About once a week		5.3%	1
Almost every day		0.0%	0
answered question			19
skipped question			3

20. During the past school year, I created or contributed to a web-based map or timeline.

		Response Percent	Response Count
Never		84.2%	16
A few times a year		10.5%	2
About once a month		0.0%	0
About once a week		5.3%	1
Almost every day		0.0%	0
answered question			19
skipped question			3

21. In which classes do you use technology. (Check all that apply)

		Response Percent	Response Count
Math		26.3%	5
Sciences		36.8%	7
English Language Arts		52.6%	10
Social Studies		36.8%	7
Art		5.3%	1
Music		10.5%	2
Physical Education/Gym		0.0%	0
ESL or ELL		0.0%	0
Computer Class		31.6%	6
Multi-Media		10.5%	2
None of the Above		15.8%	3
Other (please specify)			10
answered question			19
skipped question			3

22. How well do you know how to use the following equipment, applications or web sites?

	I never tried	I know the basics	I'm pretty good	I'm an expert	Response Count
Digital camera or video	0.0% (0)	20.0% (4)	40.0% (8)	40.0% (8)	20
Audacity or GarageBand	70.0% (14)	15.0% (3)	15.0% (3)	0.0% (0)	20
iMovie or Movie Maker	45.0% (9)	25.0% (5)	15.0% (3)	15.0% (3)	20
Wikispaces	70.0% (14)	10.0% (2)	10.0% (2)	10.0% (2)	20
Teacher/Class Blogs	45.0% (9)	30.0% (6)	20.0% (4)	5.0% (1)	20
Comic Life	55.0% (11)	20.0% (4)	15.0% (3)	10.0% (2)	20
answered question					20
skipped question					2

23. How much do you agree with these statements?

	Strongly Disagree	Disagree	Agree	Strongly Agree	Rating Average	Response Count
I am able to learn more when I use computers in my school.	5.0% (1)	20.0% (4)	55.0% (11)	20.0% (4)	2.90	20
I work harder on my assignments when I am using a computer.	5.0% (1)	20.0% (4)	50.0% (10)	25.0% (5)	2.95	20
I would be a better student if I got to use technology more in school.	10.5% (2)	15.8% (3)	57.9% (11)	15.8% (3)	2.79	19
Teachers in this school know a lot about how to use computers to help students learn more.	5.0% (1)	15.0% (3)	70.0% (14)	10.0% (2)	2.85	20
There are enough computers in my school for students to use for their schoolwork.	15.0% (3)	35.0% (7)	35.0% (7)	15.0% (3)	2.50	20
I am using computers in my class (es) in ways that other students in this school are not.	15.0% (3)	45.0% (9)	25.0% (5)	15.0% (3)	2.40	20
I have shown other students how to do things with computers.	15.0% (3)	15.0% (3)	60.0% (12)	10.0% (2)	2.65	20
I have shown a teacher how to do things with computers.	10.0% (2)	30.0% (6)	50.0% (10)	10.0% (2)	2.60	20
I use computers more in my class (es) than other students in this school	20.0% (4)	45.0% (9)	30.0% (6)	5.0% (1)	2.20	20
answered question						20
skipped question						2